

EANCOM[®] 2002 S4

DELFOR

Delivery schedule response message

Edition 2016

1. Introduction.....	2
2. Message Structure Chart	4
3. Branching Diagram.....	5
4. Segments Description	10
5. Segments Layout.....	13
6. Example(s)	56

1. Introduction

Status

MESSAGE TYPE : DELFOR
REFERENCE DIRECTORY : D.01B
EANCOM® SUBSET VERSION : 004

Definition

A message from buyer to supplier giving product requirements regarding details for short term delivery instructions and/or medium to long term product/service forecast for planning purposes according to conditions set out in a contract or order. The message can be used to authorise the commitment of labour and materials resources. The message may also be sent by a supplier to a buyer as a response to a previously transmitted delivery schedule.

Principles

The message may be used as a delivery schedule by the buyer to;

- specify delivery schedules requested by the buyer
- define the aspects that guarantee a perfect synchronisation between buyer and supplier
- provide information allowing the supplier to plan for future requirements in order to purchase raw materials to produce and deliver goods in the most economical way.

The message may be used as a delivery schedule response by the supplier to identify;

- the total acceptance
- total rejection
- proposal for change.

The Delivery Schedule message may be used in two ways :

- Location driven - a delivery location (or locations) may be provided with multiple products and delivery quantities for the location (or locations) identified.
- Product driven - a product (or products) and quantities may be identified with multiple delivery locations for the product (or products).

In EANCOM® it is recommended that only one approach be adopted with each trading partner at one time.

The approach selected must be indicated by means of the relevant codes in data element 1001 in the BGM segment and in data element 7365 in the GIS segment.

When using the Delivery Schedule message to provide a response the message sender may indicate three types of information;

- **The total acceptance of a previous Delivery Schedule message.** In this instance only mandatory segments and segments identifying the parties and the message being responded need to be transmitted (UNH, BGM, RFF-DTM, NAD, and UNT). The acceptance of the message is indicated using data element 1225 (code value '29, Accepted without amendment' in the BGM segment).
- **The total rejection of a previous Delivery Schedule message.** In this instance only mandatory segments and segments identifying the parties and the message being responded need to be transmitted (UNH, BGM, RFF-DTM, NAD, and UNT). The rejection of the message is indicated using data element 1225 (code value '27, Not accepted' in the BGM segment).
- **The proposed change of information at individual product level.** Where a change or changes to a product takes place all of the information related to the product must be re-transmitted for confirmation purposes e.g. all segments at LIN level. Data element 1225 in the BGM segment must be set to '4,

1. Introduction

Change'. At product level data element 1229 in the LIN segment must be set to '3, Change'. Reference to a specific line being responded to is achieved through the use of a combination of the reference to the original document and in the RFF at detail level using DE 1156 'Line number'. The FTX segment at LIN level may be used to provide an explanation, either in coded or free form, as to why the information is being changed.

Information at LIN level not re-transmitted is automatically accepted by default. For example, from an original Delivery Schedule containing ten products, four need to be changed. Only the data related to these four products must be re-transmitted and the other six products are accepted by default.

Accepted information at product level may also be explicitly indicated using the code value '5, Accepted without amendment', in data element 1229 in the LIN segment.

2. Message Structure Chart

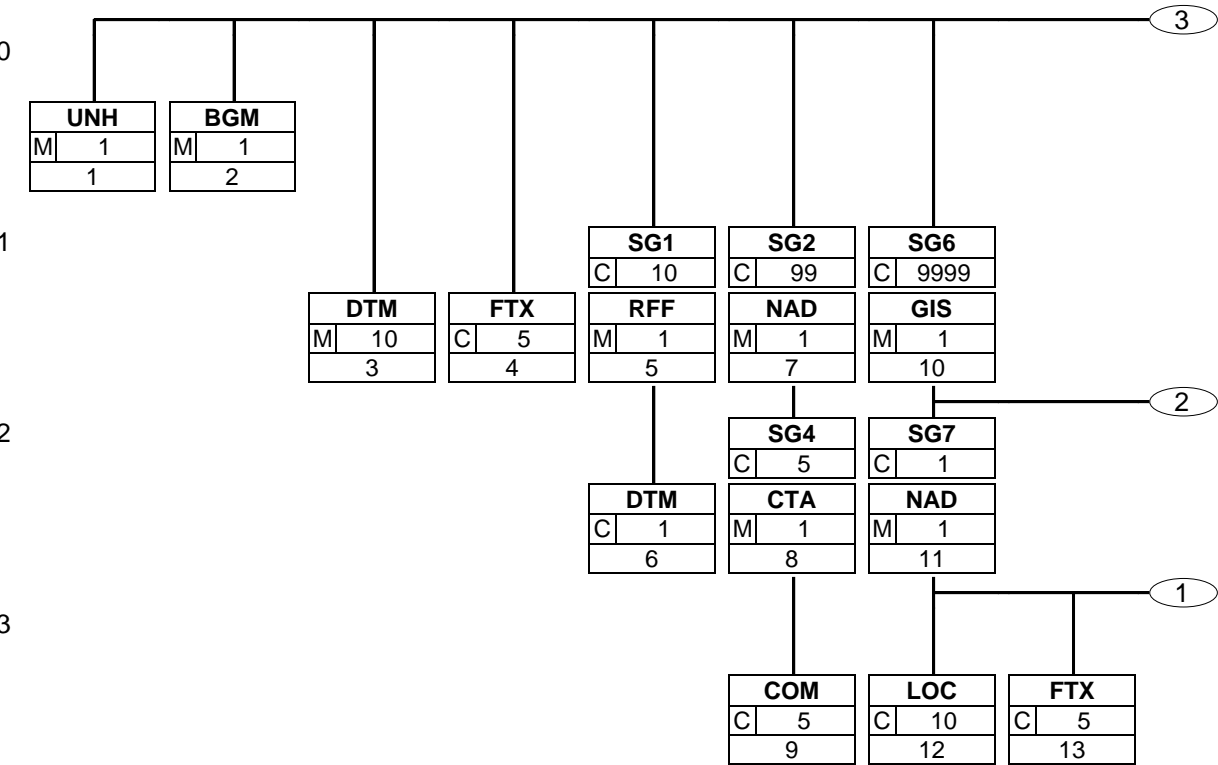
Delivery Schedule Heading Section

UNH	1	M	1	- Message header
BGM	2	M	1	- Beginning of message
DTM	3	M	10	- Date/time/period
FTX	+	4	C 5	- Free text
SG1			C 10	- RFF-DTM
RFF	5	M	1	- Reference
DTM	6	C	1	- Date/time/period
SG2			C 99	- NAD-SG4
NAD	7	M	1	- Name and address
SG4			C 5	- CTA-COM
CTA	8	M	1	- Contact information
COM	9	C	5	- Communication contact

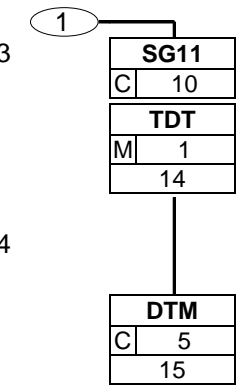
Delivery Schedule Detail Section

SG6	*		C 9999	- GIS-SG7-SG12
GIS	+	10	M 1	- General indicator
SG7			C 1	- NAD-LOC-FTX-SG11
NAD	11	M	1	- Name and address
LOC	12	C	10	- Place/location identification
FTX	13	C	5	- Free text
SG11			C 10	- TDT-DTM
TDT	14	M	1	- Details of transport
DTM	15	C	5	- Date/time/period
SG12	*		C 9999	- LIN-PIA-IMD-MEA-LOC-DTM-FTX-SG13-SG17-SG20-SG22
LIN	16	M	1	- Line item
PIA	17	C	10	- Additional product id
IMD	18	C	10	- Item description
MEA	19	C	5	- Measurements
LOC	20	C	999	- Place/location identification
DTM	21	C	5	- Date/time/period
FTX	22	C	5	- Free text
SG13			C 10	- RFF-DTM
RFF	23	M	1	- Reference
DTM	24	C	1	- Date/time/period
SG17	*		C 999	- SCC-SG18
SCC	25	M	1	- Scheduling conditions
SG18			C 999	- QTY-DTM
QTY	26	M	1	- Quantity
DTM	27	C	2	- Date/time/period
SG20			C 99	- PAC
PAC	28	M	1	- Package
SG22	+		C 999	- NAD
NAD	+	29	M 1	- Name and address
UNT		30	M 1	- Message trailer

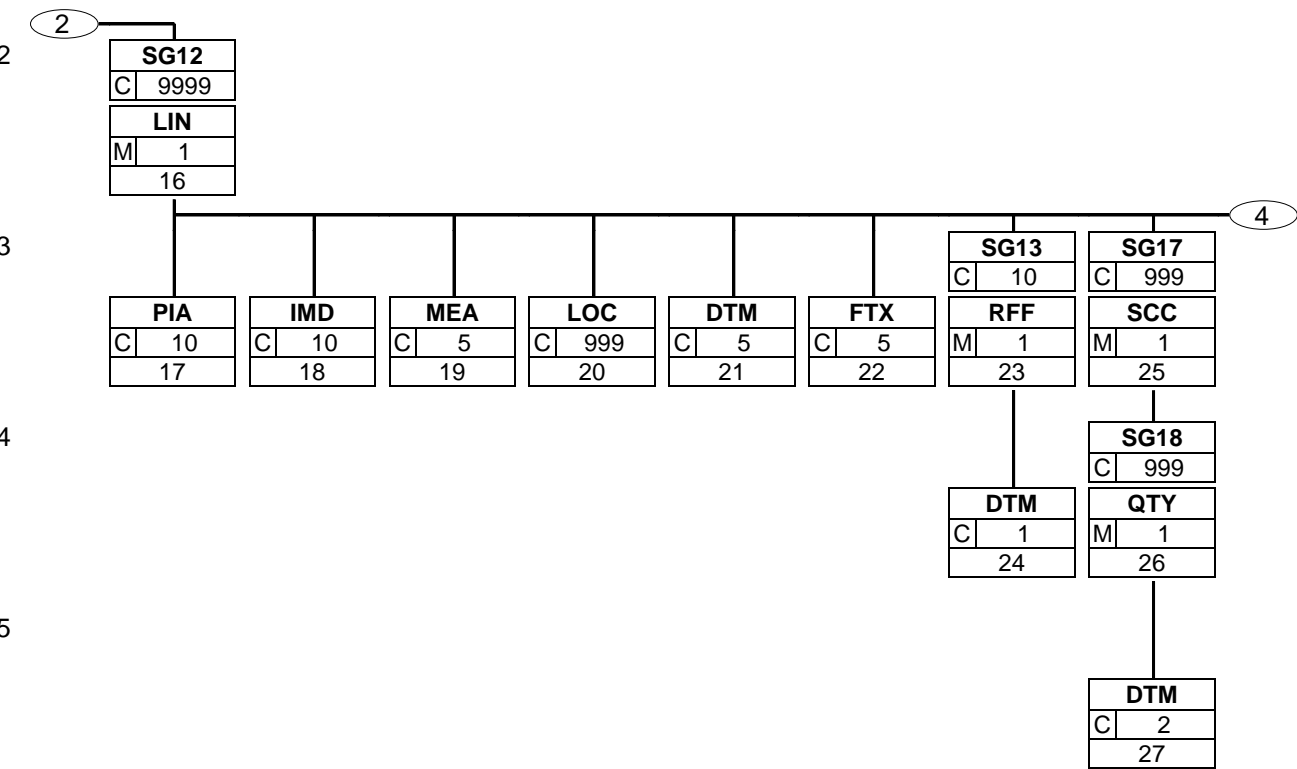
3. Branching Diagram



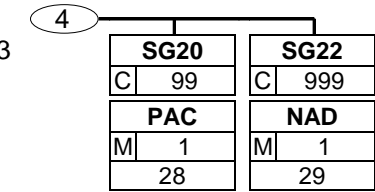
3. Branching Diagram



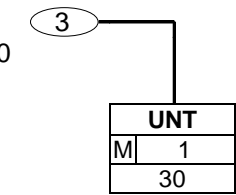
3. Branching Diagram



3. Branching Diagram



3. Branching Diagram



4. Segments Description

Delivery Schedule Heading Section

UNH - M 1	- Message header This segment is used to head, identify and specify a message.
BGM - M 1	- Beginning of message This segment is used to indicate the type and function of a message and to transmit the identifying number.
DTM - M 10	- Date/time/period This segment is used to specify the date of the Delivery Schedule message.
FTX - C 5	- Free text This segment is used to specify any free text information relevant to the delivery schedule message.
SG1 - C 10	- RFF-DTM A group of segments giving references relevant to the whole message, e.g. contract number.
RFF - M 1	- Reference This segment is used to identify additional references relevant to the whole Delivery Schedule.
DTM - C 1	- Date/time/period This segment is used to indicate any dates associated with the references provided in the previous RFF segment.
SG2 - C 99	- NAD-SG4 A group of segments identifying names, addresses, locations, and contacts relevant to the whole Delivery Schedule.
NAD - M 1	- Name and address This segment is used to indicate the trading parties involved in the Delivery Schedule process. Identification of buyer and supplier is mandatory in the delivery schedule. Additionally, the consignee and invoicee may also be specified if different to the buyer and supplier.
SG4 - C 5	- CTA-COM A group of segments to identify people, functions, or departments and appropriate numbers to whom communication should be directed.
CTA - M 1	- Contact information This segment is used to identify department and/or contact names within the party specified in the previous NAD segment.
COM - C 5	- Communication contact This segment identifies the communications number, and type of communications, for the department or person identified in the previous CTA segment.

Delivery Schedule Detail Section

SG6 - C 9999	- GIS-SG7-SG12 A group of segments providing details on delivery points and products and related information using one of both scheduling methods.
GIS - M 1	- General indicator The GIS segment is the trigger segment of the DELFOR details. Either a location driven approach (Segment group 7 and segment group 12) or a product driven approach (Segment group 12 and segment group 22) may follow.
SG7 - C 1	- NAD-LOC-FTX-SG11 A group containing delivery names and addresses, related information and details of line items to be consigned to the delivery points.

4. Segments Description

NAD - M 1	- Name and address This segment triggers the location driven delivery schedule. By choosing this approach (specified in GIS segment data element 7365, value 94) the product driven approach is automatically excluded.
LOC - C 10	- Place/location identification A segment identifying a place or a location and/or related locations.
FTX - C 5	- Free text This segment is used to provide free form or coded text information.
SG11 - C 10	- TDT-DTM A group of segments specifying details of the mode and means of transport, and date/time of departure and destination relating to specified delivery point.
TDT - M 1	- Details of transport This segment is used to specify transport details for the delivery schedule. If successive stages of transport need to be identified, then segment group 11 will be repeated for each successive stage, e.g., on-carriage, etc.,
DTM - C 5	- Date/time/period This segment is used to specify dates and times relevant to the previous TDT segment.
SG12 - C 9999	- LIN-PIA-IMD-MEA-LOC-DTM-FTX-SG13-SG17-SG20-SG22 A group of segments providing details of the individual line items for both methods.
LIN - M 1	- Line item This segment is used to identify the product or service for which the schedule or forecast is being provided.
PIA - C 10	- Additional product id This segment is used to specify additional or substitutional item identification codes such as a buyer's or supplier's item number.
IMD - C 10	- Item description This segment is used to describe the current line item.
MEA - C 5	- Measurements This segment is used to specify the actual physical dimensions of the product being sold in variable lengths or volumes.
LOC - C 999	- Place/location identification
DTM - C 5	- Date/time/period Date/time/period associated with the line item, such as the date of the engineering change.
FTX - C 5	- Free text This segment is used to specify any special requirements for the current line item.
SG13 - C 10	- RFF-DTM A group of segments giving references related to the line item and where necessary, their dates.
RFF - M 1	- Reference This segment is used to provide reference numbers which provide further identification of each line item in the delivery schedule.
DTM - C 1	- Date/time/period This segment is used to indicate any dates associated with the references provided in the previous RFF segment.

4. Segments Description

SG17 - C 999	- SCC-SG18 A group of segments specifying the schedule information for the product identified in the LIN segment. With the delivery point driven method this segment group provides the schedule for the identified delivery point and product. With the product driven method this segment group can be used to summarise all schedules provided with the subsequent delivery point information given in segment group 22.
SCC - M 1	- Scheduling conditions This segment is used to specify the type and status of the schedule being given, and optionally defining a pattern to be established, e.g., firm or proposed delivery schedule for a weekly pattern.
SG18 - C 999	- QTY-DTM A group of segments specifying quantity related information for actual delivery, reporting or cumulative quantities and forecast quantities as required for the line item under the schedule conditions of the previous SCC segment.
QTY - M 1	- Quantity This segment is used to specify quantities related to the current SCC item.
DTM - C 2	- Date/time/period This segment is used to provide dates and times relating to the quantity and schedule details in the SCC/QTY segments. This segment may indicate date/time ranges, e.g., the start and end date for a delivery pattern, etc.
SG20 - C 99	- PAC A group of segments identifying the packaging for goods referenced in the line item to be delivered.
PAC - M 1	- Package This segment is used to provide packaging details for the current line item.
SG22 - C 999	- NAD A group of segments providing details of the individual delivery points for the given product.
NAD - M 1	- Name and address This segment is used to identify the delivery points for the current line item.
UNT - M 1	- Message trailer This segment is a mandatory UN/EDIFACT segment. It must always be the last segment in the message.

5. Segments Layout

This section describes each segment used in the EANCOM® Delivery schedule response message. The original EDIFACT segment layout is listed. The appropriate comments relevant to the EANCOM® subset are indicated.

Notes:

1. The segments are presented in the sequence in which they appear in the message. The segment or segment group tag is followed by the (M)andatory / (C)onditional indicator, the maximum number of occurrences and the segment description.
2. Reading from left to right, in column one, the data element tags and descriptions are shown, followed by in the second column the EDIFACT status (M or C), the field format, and the picture of the data elements. These first pieces of information constitute the original EDIFACT segment layout.

Following the EDIFACT information, EANCOM® specific information is provided in the third, fourth, and fifth columns. In the third column a status indicator for the use of (C)onditional EDIFACT data elements (see 2.1 through 2.3 below), in the fourth column the restricted indicator (see point 3 on the following page), and in the fifth column notes and code values used for specific data elements in the message.

- 2.1 (M)andatory data elements in EDIFACT segments retain their status in EANCOM®.
- 2.2 Additionally, there are five types of status for data elements with a (C)onditional EDIFACT status, whether for simple, component or composite data elements. These are listed below and can be identified when relevant by the following abbreviations:

- REQUIRED	R	Indicates that the entity is required and must be sent.
- ADVISED	A	Indicates that the entity is advised or recommended.
- DEPENDENT	D	Indicates that the entity must be sent in certain conditions, as defined by the relevant explanatory note.
- OPTIONAL	O	Indicates that the entity is optional and may be sent at the discretion of the user.
- NOT USED	N	Indicates that the entity is not used and should be omitted.

- 2.3 If a composite is flagged as **N, NOT USED**, all data elements within that composite will have blank status indicators assigned to them.
3. Status indicators detailed in the fourth column which directly relate to the code values detailed in the fifth **column** may have two values:

- RESTRICTED	*	A data element marked with an asterisk (*) in the fourth column indicates that the listed codes in column five are the only codes available for use with this data element, in this segment, in this message.
- OPEN		All data elements where coded representation of data is possible and a restricted set of code values is not indicated are open (no asterisk in fourth column). The available codes are listed in the EANCOM® Data Elements and Code Sets Directory. Code values may be given as examples or there may be a note on the format or type of code to be used.

4. Different colours are used for the code values in the segment details: restricted codes are in red and open codes in blue.

5. Segments Layout

Segment number: 1

UNH - M 1 - Message header				
<p>Function:</p> <p>To head, identify and specify a message.</p> <p>Notes:</p> <p>1. Data element S009/0057 is retained for upward compatibility. The use of S016 and/or S017 is encouraged in preference.</p> <p>2. The combination of the values carried in data elements 0062 and S009 shall be used to identify uniquely the message within its group (if used) or if not used, within its interchange, for the purpose of acknowledgement.</p>				
		EDIFACT	GS1	* Description
0062	Message reference number	M an..14	M	
Senders unique message reference. Sequence number of messages in the interchange. DE 0062 in the UNT will have the same value. Sender generated.				
S009	MESSAGE IDENTIFIER	M	M	
0065	Message type	M an..6	M	*
DELFOR = Delivery schedule message				
0052	Message version number	M an..3	M	*
D = Draft version/UN/EDIFACT Directory				
0054	Message release number	M an..3	M	*
01B = Release 2001 - B				
0051	Controlling agency, coded	M an..3	M	*
UN = UN/CEFACT				
0057	Association assigned code	C an..6	R	*
EAN005 = GS1 version control number (GS1 Permanent Code) Indicates that the message is the EANCOM version 005 of the UNSM Delivery Schedule.				
0110	Code list directory version number	C an..6	O	
This data element can be used to identify the codelist agreed by the interchange partners, e.g. EAN001 = EANCOM 2002 S4 codelist released on 01.12.2002 by GS1.				
0113	Message type sub-function identification	C an..6	N	
0068	Common access reference	C an..35	N	
S010	STATUS OF THE TRANSFER	C	N	
0070	Sequence of transfers	M n..2		
0073	First and last transfer	C a1		
S016	MESSAGE SUBSET IDENTIFICATION	C	N	
0115	Message subset identification	M an..14		
0116	Message subset version number	C an..3		
0118	Message subset release number	C an..3		
0051	Controlling agency, coded	C an..3		
S017	MESSAGE IMPLEMENTATION GUIDELINE IDENTIFICATION	C	N	
0121	Message implementation guideline identification	M an..14		
0122	Message implementation guideline version number	C an..3		
0124	Message implementation	C an..3		

5. Segments Layout

Segment number: 1

	EDIFACT	GS1	*	Description
guideline release number				
0051 Controlling agency, coded	C an..3			
S018 SCENARIO IDENTIFICATION	C	N		
0127 Scenario identification	Man..14			
0128 Scenario version number	C an..3			
0130 Scenario release number	C an..3			
0051 Controlling agency, coded	C an..3			

Segment Notes:

This segment is used to head, identify and specify a message.

DE's 0065, 0052, 0054, and 0051: Indicate that the message is a UNSM Delivery Schedule message based on the D.01B directory under the control of the United Nations.

Example:

UNH+ME000001+DELFOR:D:01B:UN:EAN004'

5. Segments Layout

Segment number: 2

BGM - M 1 - Beginning of message				
Function: To indicate the type and function of a message and to transmit the identifying number.				
		EDIFACT	GS1	* Description
C002	DOCUMENT/MESSAGE NAME	C	R	
1001	Document name code	C an..3	R	236 = Delivery forecast 291 = Delivery schedule response 241 = Delivery schedule
1131	Code list identification code	C an..17	N	
3055	Code list responsible agency code	C an..3	N	
1000	Document name	C an..35	O	
C106	DOCUMENT/MESSAGE IDENTIFICATION	C	R	
1004	Document identifier	C an..35	R	Delivery schedule number assigned by the sender. For global unique identification of documents Global Document Type Identifier (GDTI) is available.
1056	Version identifier	C an..9	N	
1060	Revision identifier	C an..6	N	

5. Segments Layout

1225	Message function code	C an..3	R	*	<p>1 = Cancellation 4 = Change 7 = Duplicate 9 = Original 27 = Not accepted 29 = Accepted without amendment 31 = Copy 42 = Confirmation via specific means</p> <p>The message function, coded is a critical data element in this segment. It applies to all data indicated in the message. Code values 27, and 29 are used only when the message is sent as delivery schedule response. The following definitions apply for the restricted codes:</p> <p>1= Cancellation - A cancellation of a previously sent delivery schedule. The previous delivery schedule number is specified in the RFF segment.</p> <p>4 = Change - A change to a previously sent delivery schedule. Only the area's changing need to be re-transmitted. The previous delivery schedule number is specified in the RFF segment.</p> <p>7 = Duplicate - A re-transmission involving the same parties, on the specific request of the receiver.</p> <p>9 = Original - An original transmission of a delivery schedule.</p> <p>27 = Not accepted - Message to inform that the referenced message is not accepted by the recipient. The previous delivery schedule number is specified in the RFF segment.</p> <p>29 = Accepted without amendment - Referenced message is entirely accepted. The previous delivery schedule number is specified in the RFF segment.</p> <p>31 = Copy - A copy of a delivery schedule for a third party for information purposes.</p>
------	-----------------------	---------	---	---	--

5. Segments Layout

Segment number: 2

	EDIFACT	GS1	*	Description
				42 = Confirmation via specific means - A confirmation of a previous delivery schedule sent by means other than EDI, e.g., Fax.
4343 Response type code	C an..3	D	*	<p>AB = Message acknowledgement AC = Acknowledge - with detail and change AI = Acknowledge only changes NA = No acknowledgement needed</p> <p>The data element is used if the delivery schedule issuer wishes to explicitly indicate whether an acknowledgement is required or not.</p>

Segment Notes:

This segment is used to indicate the type and function of a message and to transmit the identifying number.

Example:

BGM+241+LDS562+9'

Delivery schedule number LDS562

BGM+291+PDS416+9'

Delivery schedule response, number PDS416.

5. Segments Layout

Segment number: 3

DTM - M 10 - Date/time/period				
Function: To specify date, and/or time, or period.				
	EDIFACT	GS1	*	Description
C507 DATE/TIME/PERIOD	M	M		
2005 Date or time or period function code qualifier	Man..3	M	*	2 = Delivery date/time, requested 61 = Cancel if not delivered by this date 63 = Delivery date/time, latest 64 = Delivery date/time, earliest 69 = Delivery date/time, promised for 137 = Document/message date/time 419 = Forecast period
2380 Date or time or period value	C an..35	R		
2379 Date or time or period format code	C an..3	R		102 = CCYYMMDD 203 = CCYYMMDDHHMM 718 = CCYYMMDD-CCYYMMDD
Segment Notes: This segment is used to specify the date of the Delivery Schedule message. DE 2005: Identification of the 'Document/message date/time' (code value 137) is mandatory in an EANCOM message. Example: DTM+137:20020110:102' DTM+69:200201201230:203' Delivery is promised for 12:30pm on the 20th of January 2002.				

5. Segments Layout

Segment number: 4

FTX - C 5 - Free text				
Function: To provide free form or coded text information.				
	EDIFACT	GS1	*	Description
4451 Text subject code qualifier	M an..3	M		DEL = Delivery information DIN = Delivery instructions ZZZ = Mutually defined
4453 Free text function code	C an..3	O		1 = Text for subsequent use 3 = Text for immediate use
C107 TEXT REFERENCE	C	D		References to a standard text. This composite is only used when trading partners have agreed to use mutually defined code values.
4441 Free text value code	M an..17	M		001 = ...standard text...
1131 Code list identification code	C an..17	O		
3055 Code list responsible agency code	C an..3	D		91 = Assigned by supplier or supplier's agent 92 = Assigned by buyer or buyer's agent
C108 TEXT LITERAL	C	D		This composite is only used if coded text can not be used.
4440 Free text value	M an..512	M		
4440 Free text value	C an..512	O		
4440 Free text value	C an..512	O		
4440 Free text value	C an..512	O		
4440 Free text value	C an..512	O		
3453 Language name code	C an..3	D		ISO 639 two alpha code This data element is only used when non coded free text has been provided in data element C108.
4447 Free text format code	C an..3	N		
Segment Notes: This segment is used to specify any free text information relevant to the delivery schedule message. Use of this segment in free form is not recommended since it may inhibit automatic processing of the delivery schedule. Coded references to standard text is an available functionality which enables automatic processing and reduces transmission and processing overheads. Standard texts should be mutually defined among trading partners and can be used to cover legal and other requirements. Example: FTX+ZZZ+1+001::92'				

5. Segments Layout

Segment number: 5

SG1	- C	10 - RFF-DTM		
RFF	- M	1 - Reference		
Function: To specify a reference.				
	EDIFACT	GS1	*	Description
C506	REFERENCE	M	M	
1153	Reference code qualifier	M an..3	M	* AAN = Delivery schedule number BO = Blanket order number CR = Customer reference number CT = Contract number IP = Import licence number ON = Order number (buyer) PD = Promotion deal number VN = Order number (supplier) Code value AAN is used in combination with any of the following codes of DE 1225 in the BGM segment 1, 4, 27, 29.
1154	Reference identifier	C an..70	R	
1156	Document line identifier	C an..6	N	
4000	Reference version identifier	C an..35	N	
1060	Revision identifier	C an..6	N	
Segment Notes: This segment is used to identify additional references relevant to the whole Delivery Schedule. Example: RFF+CT:563288'				

5. Segments Layout

Segment number: 6

SG1	- C	10 - RFF-DTM			
DTM	- C	1 - Date/time/period			
Function:					
To specify date, and/or time, or period.					
	EDIFACT	GS1	*	Description	
C507	DATE/TIME/PERIOD	M	M		
2005	Date or time or period function code qualifier	M an..3	M	*	36 = Expiry date 171 = Reference date/time 194 = Start date/time 206 = End date/time 321 = Promotion date/period
2380	Date or time or period value	C an..35	R		
2379	Date or time or period format code	C an..3	R		102 = CCYYMMDD 203 = CCYYMMDDHHMM 718 = CCYYMMDD-CCYYMMDD
Segment Notes:					
This segment is used to indicate any dates associated with the references provided in the previous RFF segment.					
Example:					
DTM+171:20020115:102'					

5. Segments Layout

Segment number: 7

SG2 - C 99 - NAD-SG4				
NAD - M 1 - Name and address				
Function:				
To specify the name/address and their related function, either by C082 only and/or unstructured by C058 or structured by C080 thru 3207.				
	EDIFACT	GS1	*	Description
3035 Party function code qualifier	M an..3	M		BY = Buyer CN = Consignee FW = Freight forwarder IV = Invoicee SU = Supplier WH = Warehouse keeper
C082 PARTY IDENTIFICATION DETAILS	C	A		
3039 Party identifier	M an..35	M		GLN - Format n13
1131 Code list identification code	C an..17	N		
3055 Code list responsible agency code	C an..3	R	*	9 = GS1
C058 NAME AND ADDRESS	C	O		This composite may only be used to fulfill the requirements of directive 2003/58/EC, article 4.
3124 Name and address description	M an..35	M		
3124 Name and address description	C an..35	O		
3124 Name and address description	C an..35	O		
3124 Name and address description	C an..35	O		
3124 Name and address description	C an..35	O		
C080 PARTY NAME	C	D		
3036 Party name	M an..35	M		Party Name, clear text
3036 Party name	C an..35	O		
3036 Party name	C an..35	O		
3036 Party name	C an..35	O		
3036 Party name	C an..35	O		
3045 Party name format code	C an..3	O		
C059 STREET	C	D		
3042 Street and number or post office box identifier	M an..35	M		Building Name/Number and Street name
3042 Street and number or post office box identifier	C an..35	O		
3042 Street and number or post office box identifier	C an..35	O		
3042 Street and number or post office box identifier	C an..35	O		
3164 City name	C an..35	D		City/Town name, clear text
C819 COUNTRY SUB-ENTITY DETAILS	C	D		
3229 Country sub-entity name code	C an..9	O		

5. Segments Layout

Segment number: 7

		EDIFACT	GS1	*	Description
1131	Code list identification code	C an..17	O		
3055	Code list responsible agency code	C an..3	O		
3228	Country sub-entity name	C an..70	O		County/State, clear text.
3251	Postal identification code	C an..17	D		Postal Code
3207	Country name code	C an..3	D		ISO 3166 two alpha

Segment Notes:

This segment is used to indicate the trading parties involved in the Delivery Schedule process. Identification of buyer and supplier is mandatory in the delivery schedule. Additionally, the consignee and invoicee may also be specified if different to the buyer and supplier.

Example:

NAD+BY+5412345000013::9'

NAD+SU+4012345500004::9'

NAD+CN+5412345600015::9'

Dependency Notes:

The following composites and data elements are only used when a coded name and address can not be used.

The affected composites and data elements are as follows:

C080 - C059 - 3164 - C819 - 3251 - 3207

5. Segments Layout

Segment number: 8

SG2	- C	99 - NAD-SG4
SG4	- C	5 - CTA-COM
CTA	- M	1 - Contact information

Function:
To identify a person or a department to whom communication should be directed.

	EDIFACT	GS1	*	Description
3139 Contact function code	C an..3	R		IC = Information contact OC = Order contact PD = Purchasing contact
C056 DEPARTMENT OR EMPLOYEE DETAILS	C	O		
3413 Department or employee name code	C an..17	O		
3412 Department or employee name	C an..35	O		

Segment Notes:
This segment is used to identify department and/or contact names within the party specified in the previous NAD segment.
The GLN is particularly suitable for this purpose.

Example:
CTA+IC+SUPPLY DEPARTMENT:D REES'

5. Segments Layout

Segment number: 9

SG2	- C	99 - NAD-SG4		
SG4	- C	5 - CTA-COM		
COM	- C	5 - Communication contact		
Function: To identify a communication number of a department or a person to whom communication should be directed.				
	EDIFACT	GS1	*	Description
C076	COMMUNICATION CONTACT	M	M	
3148	Communication address identifier	M an..512	M	
3155	Communication address code qualifier	M an..3	M	EM = Electronic mail TE = Telephone AO = Uniform Resource Location (URL)
Segment Notes: This segment identifies the communications number, and type of communications, for the department or person identified in the previous CTA segment. Example: COM+0033185626232:FX'				

5. Segments Layout

Segment number: 10

SG6	- C	9999 - GIS-SG7-SG12
GIS	- M	1 - General indicator

Function:

To transmit a processing indicator.

Notes:

1. This segment will be removed effective with directory D.02B.

		EDIFACT	GS1	*	Description
C529	PROCESSING INDICATOR	M	M		
7365	Processing indicator description code	M an..3	M	*	94 = Delivery point driven scheduling method 95 = Product driven scheduling method
1131	Code list identification code	C an..17	N		
3055	Code list responsible agency code	C an..3	N		
7187	Process type description code	C an..17	N		

Segment Notes:

The GIS segment is the trigger segment of the DELFOR details. Either a location driven approach (Segment group 7 and segment group 12) or a product driven approach (Segment group 12 and segment group 22) may follow.

Example:

GIS+95'

The DELFOR message is product driven.

GIS+94'

Location driven delivery schedule.

5. Segments Layout

Segment number: 11

SG6	- C	9999 - GIS-SG7-SG12			
SG7	- C	1 - NAD-LOC-FTX-SG11			
NAD	- M	1 - Name and address			
Function:					
To specify the name/address and their related function, either by C082 only and/or unstructured by C058 or structured by C080 thru 3207.					
	EDIFACT	GS1	*	Description	
3035	Party function code qualifier	M an..3	M	*	BY = Buyer DP = Delivery party
C082	PARTY IDENTIFICATION DETAILS	C	A		
3039	Party identifier	M an..35	M		GLN - Format n13
1131	Code list identification code	C an..17	N		
3055	Code list responsible agency code	C an..3	R	*	9 = GS1
C058	NAME AND ADDRESS	C	O		This composite may only be used to fulfill the requirements of directive 2003/58/EC, article 4.
3124	Name and address description	M an..35	M		
3124	Name and address description	C an..35	O		
3124	Name and address description	C an..35	O		
3124	Name and address description	C an..35	O		
3124	Name and address description	C an..35	O		
C080	PARTY NAME	C	D		
3036	Party name	M an..35	M		Party Name, clear text
3036	Party name	C an..35	O		
3036	Party name	C an..35	O		
3036	Party name	C an..35	O		
3036	Party name	C an..35	O		
3045	Party name format code	C an..3	O		
C059	STREET	C	D		
3042	Street and number or post office box identifier	M an..35	M		Building Name/Number and Street name
3042	Street and number or post office box identifier	C an..35	O		
3042	Street and number or post office box identifier	C an..35	O		
3042	Street and number or post office box identifier	C an..35	O		
3164	City name	C an..35	D		City/Town name, clear text
C819	COUNTRY SUB-ENTITY DETAILS	C	D		
3229	Country sub-entity name code	C an..9	O		
1131	Code list identification code	C an..17	O		
3055	Code list responsible agency	C an..3	O		

5. Segments Layout

Segment number: 11

	EDIFACT	GS1	*	Description
code				
3228 Country sub-entity name	C an..70	O		County/State, clear text.
3251 Postal identification code	C an..17	D		Postal Code
3207 Country name code	C an..3	D		ISO 3166 two alpha code

Segment Notes:

This segment triggers the location driven delivery schedule. By choosing this approach (specified in GIS segment data element 7365, value 94) the product driven approach is automatically excluded.

Please refer to the notes in the message principles section for more information on the rules regarding the two approaches.

This NAD segment is used to identify the delivery points for a location driven delivery schedule. The delivery address given at this point in the message is valid for all following products which are identified in the LIN-PIA segments.

Example:

NAD+DP+5412345000013::9'

Dependency Notes:

The following composites and data elements are only used when a coded name and address can not be used.

The affected composites and data elements are as follows:

C080 - C059 - 3164 - C819 - 3251 - 3207

5. Segments Layout

Segment number: 12

SG6	- C	9999 - GIS-SG7-SG12			
SG7	- C	1 - NAD-LOC-FTX-SG11			
LOC	- C	10 - Place/location identification			
Function:					
To identify a place or a location and/or related locations.					
		EDIFACT	GS1	*	Description
3227	Location function code qualifier	M an..3	M		7 = Place of delivery
C517	LOCATION IDENTIFICATION	C	C		
3225	Location name code	C an..25	A		Use GLN - Format n13. If not applicable, use codes from another appropriate code set.
1131	Code list identification code	C an..17	O		
3055	Code list responsible agency code	C an..3	D		
3224	Location name	C an..256	O		
C519	RELATED LOCATION ONE IDENTIFICATION	C	N		
3223	First related location name code	C an..25			
1131	Code list identification code	C an..17			
3055	Code list responsible agency code	C an..3			
3222	First related location name	C an..70			
C553	RELATED LOCATION TWO IDENTIFICATION	C	N		
3233	Second related location name code	C an..25			
1131	Code list identification code	C an..17			
3055	Code list responsible agency code	C an..3			
3232	Second related location name	C an..70			
5479	Relation code	C an..3	N		
Segment Notes:					
A segment identifying a place or a location and/or related locations.					

5. Segments Layout

Segment number: 13

SG6	- C	9999 - GIS-SG7-SG12
SG7	- C	1 - NAD-LOC-FTX-SG11
FTX	- C	5 - Free text

Function:

To provide free form or coded text information.

		EDIFACT	GS1	*	Description
4451	Text subject code qualifier	M an..3	M		AGW = Location
4453	Free text function code	C an..3	O		
C107	TEXT REFERENCE	C	C		
4441	Free text value code	M an..17	M		
1131	Code list identification code	C an..17	O		
3055	Code list responsible agency code	C an..3	D		
C108	TEXT LITERAL	C	C		
4440	Free text value	M an..512	M		
4440	Free text value	C an..512	O		
4440	Free text value	C an..512	O		
4440	Free text value	C an..512	O		
4440	Free text value	C an..512	O		
3453	Language name code	C an..3	D		
4447	Free text format code	C an..3	N		

Segment Notes:

This segment is used to provide free form or coded text information.

5. Segments Layout

Segment number: 14

SG6	- C	9999 - GIS-SG7-SG12			
SG7	- C	1 - NAD-LOC-FTX-SG11			
SG11	- C	10 - TDT-DTM			
TDT	- M	1 - Details of transport			
Function: To specify the transport details such as mode of transport, means of transport, its conveyance reference number and the identification of the means of transport. The segment may be pointed to by the TPL segment.					
		EDIFACT	GS1	*	Description
8051	Transport stage code qualifier	M an..3	M		10 = Pre-carriage transport 20 = Main-carriage transport 30 = On-carriage transport
8028	Means of transport journey identifier	C an..17	O		Reference number covering the transport.
C220	MODE OF TRANSPORT	C	A		
8067	Transport mode name code	C an..3	R		10 = 20 = 30 = 40 = 50 =
8066	Transport mode name	C an..17	N		
C228	TRANSPORT MEANS	C	O		
8179	Transport means description code	C an..8	D		12 = Ship tanker 21 = Rail tanker 23 = Rail bulk car 31 = Truck 32 = Road tanker
8178	Transport means description	C an..17	D		
C040	CARRIER	C	O		
3127	Carrier identifier	C an..17	A		GLN - Format n13
1131	Code list identification code	C an..17	O		
3055	Code list responsible agency code	C an..3	A	*	9 = GS1
3128	Carrier name	C an..35	O		
8101	Transit direction indicator code	C an..3	O		BS = Buyer to supplier SB = Supplier to buyer
C401	EXCESS TRANSPORTATION INFORMATION	C	N		
8457	Excess transportation reason code	M an..3			
8459	Excess transportation responsibility code	M an..3			
7130	Customer shipment authorisation identifier	C an..17			
C222	TRANSPORT IDENTIFICATION	C	O		
8213	Transport means identification name identifier	C an..9	N		

5. Segments Layout

Segment number: 14

		EDIFACT	GS1	*	Description
1131	Code list identification code	C an..17	N		
3055	Code list responsible agency code	C an..3	N		
8212	Transport means identification name	C an..35	R		Vehicle licence plate/Aircraft number
8453	Transport means nationality code	C an..3	O		ISO 3166 two alpha code
8281	Transport means ownership indicator code	C an..3	N		

Segment Notes:

This segment is used to specify transport details for the delivery schedule. If successive stages of transport need to be identified, then segment group 11 will be repeated for each successive stage, e.g., on-carriage, etc.,.

Example:

TDT+20++30+31'

Main carriage transport by road using a truck.

TDT+20+TD03233+30+31+:::SWIFT FREIGHT FORWARDERS+++:::CX146EU:NL'

The main carriage transport is by road using a truck from the carrier Swift Freight Forwarders. The reference number covering the transport is TD03233 and the licence plate number of the truck is CX146EU, a Dutch licence plate number.

Dependency Notes:

Data elements 8179 and 8178 are only used when the type of transport must be specifically identified, that is, a generic description such as road transport is unsuitable.

5. Segments Layout

Segment number: 15

SG6	- C	9999 - GIS-SG7-SG12
SG7	- C	1 - NAD-LOC-FTX-SG11
SG11	- C	10 - TDT-DTM
DTM	- C	5 - Date/time/period

Function:

To specify date, and/or time, or period.

		EDIFACT	GS1	*	Description
C507	DATE/TIME/PERIOD	M	M		
2005	Date or time or period function code qualifier	M an..3	M	*	2 = Delivery date/time, requested 63 = Delivery date/time, latest 64 = Delivery date/time, earliest 69 = Delivery date/time, promised for
2380	Date or time or period value	C an..35	R		
2379	Date or time or period format code	C an..3	R		102 = CCYYMMDD 203 = CCYYMMDDHHMM 718 = CCYYMMDD-CCYYMMDD

Segment Notes:

This segment is used to specify dates and times relevant to the previous TDT segment.

Example:

DTM+63:200201211430:203'

5. Segments Layout

Segment number: 16

SG6	- C	9999 - GIS-SG7-SG12
SG12	- C	9999 - LIN-PIA-IMD-MEA-LOC-DTM-FTX-SG13-SG17-SG20-SG22
LIN	- M	1 - Line item

Function:
To identify a line item and configuration.

		EDIFACT	GS1	*	Description
1082	Line item identifier	C an..6	R		Application generated number of the count of the lines in the delivery schedule.
1229	Action request/notification description code	C an..3	O		3 = Changed 4 = No action 5 = Accepted without amendment 6 = Accepted with amendment 7 = Not accepted
C212	ITEM NUMBER IDENTIFICATION	C	D		This composite will only be used for the identification of GS1 codes. If another coding structure is required, e.g., HIBC, this composite will not be used and the code will be detailed in the PIA segment.
7140	Item identifier	C an..35	R		Format n..14 GTIN - this is the number of the article scheduled for delivery.
7143	Item type identification code	C an..3	R	*	SRV = GS1 Global Trade Item Number
1131	Code list identification code	C an..17	N		
3055	Code list responsible agency code	C an..3	N		
C829	SUB-LINE INFORMATION	C	D		
5495	Sub-line indicator code	C an..3	R	*	1 = Sub-line information
1082	Line item identifier	C an..6	R		
1222	Configuration level number	C n..2	N		
7083	Configuration operation code	C an..3	N		

Segment Notes:

This segment is used to identify the product or service for which the schedule or forecast is being provided.
If Global Trade Item Numbers are available it is mandatory to use GTIN within the LIN segment.

Dependency Notes:
C829 is only used when sub-lines are required.
FOR A COMPLETE DESCRIPTION ON THE USAGE OF SUB-LINES PLEASE REFER TO PART I, SECTION 4.10.

Example:
LIN+1++5412345111115:SRV'

5. Segments Layout

Segment number: 17

SG6	- C	9999 - GIS-SG7-SG12			
SG12	- C	9999 - LIN-PIA-IMD-MEA-LOC-DTM-FTX-SG13-SG17-SG20-SG22			
PIA	- C	10 - Additional product id			
Function:					
To specify additional or substitutional item identification codes.					
		EDIFACT	GS1	*	Description
4347	Product identifier code qualifier	M an..3	M	*	<p>1 = Additional identification 2 = Identification for potential substitution 5 = Product identification X1 = No substitution accepted (GS1 Temporary Code)</p> <p>Product Id function qualifier has the following restricted coded values: 1 - Additional Identification - To provide an additional identity for the product identified in the LIN segment. The additional identification can consist of : A supplemental identification which provides more information complementary to the main article number provided in the LIN segment, e.g., a batch number, promotional variant number, product group number, etc. An alternative identification which may be used instead of the main article number provided in the LIN segment, e.g., a buyers article number, an HIBC code, etc., 2 - Identification for substitution - To provide the article number of a product which can substitute the product identified by the article number provided in the LIN segment when the latter is temporarily unavailable, e.g., a similar or identical product coded with a different GTIN (article coded in a different country), a different size unit of the same product, a similar product with for example a different brand name. 5 - Product Identification - To provide the primary product identification code when no GTIN has been provided in the LIN segment. X1 - No substitution accepted - The buyer will not accept any other product code than the one specified in the LIN segment. The code specified in the LIN segment is repeated in the PIA segment to confirm the only code acceptable.</p>
C212	ITEM NUMBER IDENTIFICATION	M	M		
7140	Item identifier	C an..35	R		
7143	Item type identification code	C an..3	R		<p>AC = HIBC (Health Industry Bar Code) HS = Harmonised system IB = ISBN (International Standard Book Number) IN = Buyer's item number PV = Promotional variant number SA = Supplier's article number SRV = GS1 Global Trade Item Number</p>
1131	Code list identification code	C an..17	O		

5. Segments Layout

Segment number: 17

		EDIFACT	GS1	*	Description
3055	Code list responsible agency code	C an..3	D		9 = GS1 91 = Assigned by supplier or supplier's agent 92 = Assigned by buyer or buyer's agent
C212	ITEM NUMBER IDENTIFICATION	C	O		
7140	Item identifier	C an..35	R		
7143	Item type identification code	C an..3	R		
1131	Code list identification code	C an..17	O		
3055	Code list responsible agency code	C an..3	D		
C212	ITEM NUMBER IDENTIFICATION	C	O		
7140	Item identifier	C an..35	R		
7143	Item type identification code	C an..3	R		
1131	Code list identification code	C an..17	O		
3055	Code list responsible agency code	C an..3	D		
C212	ITEM NUMBER IDENTIFICATION	C	O		
7140	Item identifier	C an..35	R		
7143	Item type identification code	C an..3	R		
1131	Code list identification code	C an..17	O		
3055	Code list responsible agency code	C an..3	D		
C212	ITEM NUMBER IDENTIFICATION	C	O		
7140	Item identifier	C an..35	R		
7143	Item type identification code	C an..3	R		
1131	Code list identification code	C an..17	O		
3055	Code list responsible agency code	C an..3	D		

5. Segments Layout

Segment Notes:

This segment is used to specify additional or substitutional item identification codes such as a buyer's or supplier's item number.

Example:

PIA+1+TC56332:IN'

In this example the PIA segment is used to provide an additional identification to the article number provided in the LIN segment. The GTIN 541234511115 provided in the LIN segment refers to the internal buyer's part number TC56332.

PIA+2+4000862141664:SRV'

In this example the PIA segment is used to provide an article number identification for substitution. The product identified in the LIN segment by the GTIN 541234511115 can be substituted by the product identified in the PIA segment by the GTIN 4000862141664 in case the former is not available.

PIA+5+2209953C001L:AC'

This example details the HIBC code 2209953C001L which is provided as the primary product code because no

5. Segments Layout

Segment number: 17

GTIN was provided in the LIN segment.

PIA+X1+5412345111115:SRV'

This example details the situation where the buyer explicitly specifies that no other product is acceptable but the one specified in the LIN segment. The PIA re-specifies the product code from the LIN segment.

5. Segments Layout

Segment number: 18

SG6	- C	9999 - GIS-SG7-SG12
SG12	- C	9999 - LIN-PIA-IMD-MEA-LOC-DTM-FTX-SG13-SG17-SG20-SG22
IMD	- C	10 - Item description

Function:
To describe an item in either an industry or free format.

		EDIFACT	GS1	*	Description
7077	Description format code	C an..3	R	*	C = Code (from industry code list) F = Free-form S = Structured (from industry code list) B = Code and text
C272	ITEM CHARACTERISTIC	C	O		
7081	Item characteristic code	C an..3	R		
1131	Code list identification code	C an..17	O		
3055	Code list responsible agency code	C an..3	D	*	9 = GS1 Must be used if DE7081 contains an GS1 code.
C273	ITEM DESCRIPTION	C	A		
7009	Item description code	C an..17	O		CU = Consumer unit (GS1 Permanent Code) DU = Despatch unit (GS1 Permanent Code) TU = Traded unit (GS1 Permanent Code) VQ = Variable quantity product (GS1 Permanent Code)
1131	Code list identification code	C an..17	O		
3055	Code list responsible agency code	C an..3	D		9 = GS1 91 = Assigned by supplier or supplier's agent 92 = Assigned by buyer or buyer's agent 83 = US, National Retail Federation
7008	Item description	C an..256	O		
7008	Item description	C an..256	O		
3453	Language name code	C an..3	O		
7383	Surface or layer code	C an..3	N		

Segment Notes:

This segment is used to describe the current line item.
It is recommended that this segment only be used for coded descriptions. Data element 7008 in clear text should only be used when no product code is available or when free-form descriptions are required by trading partners. If you wish to indicate that promotional details are marked on the package, then this should be indicated in DE 7233 in the PAC segment.

Example:
IMD+C++TU::9'
IMD+F++:::CORN CRISPIES:CASE'

5. Segments Layout

Segment number: 19

SG6	- C	9999 - GIS-SG7-SG12			
SG12	- C	9999 - LIN-PIA-IMD-MEA-LOC-DTM-FTX-SG13-SG17-SG20-SG22			
MEA	- C	5 - Measurements			
Function:					
To specify physical measurements, including dimension tolerances, weights and counts.					
		EDIFACT	GS1	*	Description
6311	Measurement purpose code qualifier	M an..3	M		PD = Physical dimensions (product ordered)
C502	MEASUREMENT DETAILS	C	A		
6313	Measured attribute code	C an..3	A		DI = Diameter DP = Depth ID = Inside diameter HT = Height dimension LN = Length dimension OD = Outside diameter TH = Thickness
6321	Measurement significance code	C an..3	O		3 = Approximately 4 = Equal to
6155	Non-discrete measurement name code	C an..17	N		
6154	Non-discrete measurement name	C an..70	N		
C174	VALUE/RANGE	C	R		
6411	Measurement unit code	M an..3	M		CMT = centimetre FOT = foot MMT = millimetre MTK = square metre MTR = metre YRD = yard
6314	Measurement value	C an..18	O		
6162	Range minimum value	C n..18	O		
6152	Range maximum value	C n..18	O		
6432	Significant digits quantity	C n..2	N		
7383	Surface or layer code	C an..3	N		
Segment Notes:					
This segment is used to specify the actual physical dimensions of the product being sold in variable lengths or volumes.					
This segment may be used in conjunction with the LIN segment for the precise identification of the ordered product.					
Example:					
MEA+PD+LN:4+MTR:4.5'					
The precise length of the product identified by the GTIN 5412345111115 is 4.5 metres.					

5. Segments Layout

Segment number: 20

SG6	- C	9999 - GIS-SG7-SG12			
SG12	- C	9999 - LIN-PIA-IMD-MEA-LOC-DTM-FTX-SG13-SG17-SG20-SG22			
LOC	- C	999 - Place/location identification			
Function:					
To identify a place or a location and/or related locations.					
		EDIFACT	GS1	*	Description
3227	Location function code qualifier	M an..3	M		159 = Additional internal destination 184 = Physical location
C517	LOCATION IDENTIFICATION	C	C		
3225	Location name code	C an..25	C		
1131	Code list identification code	C an..17	N		
3055	Code list responsible agency code	C an..3	N		
3224	Location name	C an..256	C		
C519	RELATED LOCATION ONE IDENTIFICATION	C	N		
3223	First related location name code	C an..25			
1131	Code list identification code	C an..17			
3055	Code list responsible agency code	C an..3			
3222	First related location name	C an..70			
C553	RELATED LOCATION TWO IDENTIFICATION	C	N		
3233	Second related location name code	C an..25			
1131	Code list identification code	C an..17			
3055	Code list responsible agency code	C an..3			
3232	Second related location name	C an..70			
5479	Relation code	C an..3	N		
Segment Notes:					

5. Segments Layout

Segment number: 21

SG6	- C	9999 - GIS-SG7-SG12		
SG12	- C	9999 - LIN-PIA-IMD-MEA-LOC-DTM-FTX-SG13-SG17-SG20-SG22		
DTM	- C	5 - Date/time/period		
Function:				
To specify date, and/or time, or period.				
	EDIFACT	GS1	*	Description
C507	DATE/TIME/PERIOD	M	M	
2005	Date or time or period function code qualifier	M an..3	M	69 = Delivery date/time, promised for 273 = Validity period 748 = Open period
2380	Date or time or period value	C an..35	R	
2379	Date or time or period format code	C an..3	R	
Segment Notes:				
Date/time/period associated with the line item, such as the date of the engineering change.				

5. Segments Layout

Segment number: 22

SG6	- C	9999 - GIS-SG7-SG12		
SG12	- C	9999 - LIN-PIA-IMD-MEA-LOC-DTM-FTX-SG13-SG17-SG20-SG22		
FTX	- C	5 - Free text		
Function:				
To provide free form or coded text information.				
	EDIFACT	GS1	*	Description
4451	Text subject code qualifier	M an..3	M	PKG = Packaging information PUR = Purchasing information QQD = Quality demands/requirements ZZZ = Mutually defined
4453	Free text function code	C an..3	O	*1 = Text for subsequent use
C107	TEXT REFERENCE	C	D	References to standard text. This composite is only used when trading partners have agreed to use mutually defined code values.
4441	Free text value code	M an..17	M	001 = ...standard text...
1131	Code list identification code	C an..17	O	
3055	Code list responsible agency code	C an..3	D	91 = Assigned by supplier or supplier's agent 92 = Assigned by buyer or buyer's agent
C108	TEXT LITERAL	C	D	This composite is only used if coded text can not be used.
4440	Free text value	M an..512	M	
4440	Free text value	C an..512	O	
4440	Free text value	C an..512	O	
4440	Free text value	C an..512	O	
4440	Free text value	C an..512	O	
3453	Language name code	C an..3	D	ISO 639 two alpha code This data element is only used when non coded free text has been provided in data element C108.
4447	Free text format code	C an..3	N	
Segment Notes:				
This segment is used to specify any special requirements for the current line item.				
Use of this segment in free form is not recommended since it may inhibit automatic processing of the DELFOR.				
Coded references to standard texts is an available functionality which enables automatic processing and reduces transmission and processing overheads. Standard texts should be mutually defined among trading partners and can be used to cover legal and other requirements.				
Example:				
FTX+ZZZ+1+001::92'				

5. Segments Layout

Segment number: 23

SG6	- C	9999 - GIS-SG7-SG12
SG12	- C	9999 - LIN-PIA-IMD-MEA-LOC-DTM-FTX-SG13-SG17-SG20-SG22
SG13	- C	10 - RFF-DTM
RFF	- M	1 - Reference

Function:
To specify a reference.

	EDIFACT	GS1	*	Description
C506	REFERENCE	M	M	
1153	Reference code qualifier	M an..3	M	CT = Contract number
1154	Reference identifier	C an..70	R	
1156	Document line identifier	C an..6	O	
4000	Reference version identifier	C an..35	N	
1060	Revision identifier	C an..6	N	

Segment Notes:

This segment is used to provide reference numbers which provide further identification of each line item in the delivery schedule.

Example:
RFF+CT:652744'

5. Segments Layout

Segment number: 24

SG6	- C	9999 - GIS-SG7-SG12
SG12	- C	9999 - LIN-PIA-IMD-MEA-LOC-DTM-FTX-SG13-SG17-SG20-SG22
SG13	- C	10 - RFF-DTM
DTM	- C	1 - Date/time/period

Function:
To specify date, and/or time, or period.

		EDIFACT	GS1	*	Description
C507	DATE/TIME/PERIOD	M	M		
2005	Date or time or period function code qualifier	Man..3	M	*	36 = Expiry date 171 = Reference date/time 194 = Start date/time 206 = End date/time
2380	Date or time or period value	C an..35	R		
2379	Date or time or period format code	C an..3	R		102 = CCYYMMDD 203 = CCYYMMDDHHMM 718 = CCYYMMDD-CCYYMMDD

Segment Notes:
This segment is used to indicate any dates associated with the references provided in the previous RFF segment.

Example:
DTM+171:20020115:102'

5. Segments Layout

Segment number: 25

SG6	- C	9999 - GIS-SG7-SG12
SG12	- C	9999 - LIN-PIA-IMD-MEA-LOC-DTM-FTX-SG13-SG17-SG20-SG22
SG17	- C	999 - SCC-SG18
SCC	- M	1 - Scheduling conditions
Function:		
To specify scheduling conditions.		
	EDIFACT	GS1 * Description
4017 Delivery plan commitment level code	M an..3	M 1 = Firm 4 = Planning/forecast 7 = Promotion 8 = Special demand 10 = Immediate 10E = Promised (GS1 Temporary Code)
4493 Delivery instruction code	C an..3	O DA = Do not deliver after DB = Do not deliver before DD = Deliver on date P2 = Ship as soon as possible SC = Ship complete order
C329 PATTERN DESCRIPTION	C	O
2013 Frequency code	C an..3	O M = Monthly (calendar months) Q = Quarterly (calendar quarters) W = Weekly Y = Daily
2015 Despatch pattern code	C an..3	O 10 = Monday through Friday 11 = Monday through Saturday 13 = Monday 14 = Tuesday 15 = Wednesday 16 = Thursday 17 = Friday 18 = Saturday
2017 Despatch pattern timing code	C an..3	O D = A.M. E = P.M. H = 24 hour clock
Segment Notes:		
This segment is used to specify the type and status of the schedule being given, and optionally defining a pattern to be established, e.g., firm or proposed delivery schedule for a weekly pattern.		
Example:		
SCC+1+SC+W'		

5. Segments Layout

Segment number: 26

SG6	- C	9999 - GIS-SG7-SG12			
SG12	- C	9999 - LIN-PIA-IMD-MEA-LOC-DTM-FTX-SG13-SG17-SG20-SG22			
SG17	- C	999 - SCC-SG18			
SG18	- C	999 - QTY-DTM			
QTY	- M	1 - Quantity			
Function: To specify a pertinent quantity.					
		EDIFACT	GS1	*	Description
C186	QUANTITY DETAILS	M	M		
6063	Quantity type code qualifier	M an..3	M	*	26E = Forecast quantity (GS1 Temporary Code) 32E = Consolidated discount stock (GS1 Temporary Code) 52 = Quantity per pack 54 = Maximum order quantity 66 = Committed quantity 113 = Quantity to be delivered 247 = Additional promotion sales forecast quantity 248 = Reserved quantity
6060	Quantity	M an..35	M		
6411	Measurement unit code	C an..3	D		KGM = kilogram This data element is only used if the product being scheduled for delivery is a variable quantity product.
Segment Notes: This segment is used to specify quantities related to the current SCC item. Example: QTY+113:4000'					

5. Segments Layout

Segment number: 27

SG6	- C	9999 - GIS-SG7-SG12
SG12	- C	9999 - LIN-PIA-IMD-MEA-LOC-DTM-FTX-SG13-SG17-SG20-SG22
SG17	- C	999 - SCC-SG18
SG18	- C	999 - QTY-DTM
DTM	- C	2 - Date/time/period

Function:
To specify date, and/or time, or period.

		EDIFACT	GS1	*	Description
C507	DATE/TIME/PERIOD	M	M		
2005	Date or time or period function code qualifier	M an..3	M	*	2 = Delivery date/time, requested 61 = Cancel if not delivered by this date 63 = Delivery date/time, latest 64 = Delivery date/time, earliest 67 = Delivery date/time, current schedule 69 = Delivery date/time, promised for 157 = Validity start date 194 = Start date/time 206 = End date/time 266 = Validation date 362 = End availability date 419 = Forecast period
2380	Date or time or period value	C an..35	R		
2379	Date or time or period format code	C an..3	R		102 = CCYYMMDD 203 = CCYYMMDDHHMM 718 = CCYYMMDD-CCYYMMDD

Segment Notes:

This segment is used to provide dates and times relating to the quantity and schedule details in the SCC/QTY segments. This segment may indicate date/time ranges, e.g., the start and end date for a delivery pattern, etc.

Example:
DTM+67:200201221400:203'

5. Segments Layout

Segment number: 28

SG6	- C	9999 - GIS-SG7-SG12			
SG12	- C	9999 - LIN-PIA-IMD-MEA-LOC-DTM-FTX-SG13-SG17-SG20-SG22			
SG20	- C	99 - PAC			
PAC	- M	1 - Package			
Function:					
To describe the number and type of packages/physical units.					
		EDIFACT	GS1	*	Description
7224	Package quantity	C n..8	O		
C531	PACKAGING DETAILS	C	A		
7075	Packaging level code	C an..3	N		
7233	Packaging related description code	C an..3	O		50 = Package barcoded EAN-13 or EAN-8 51 = Package barcoded ITF-14 52 = Package barcoded UCC or EAN-128
7073	Packaging terms and conditions code	C an..3	O		1 = Packaging cost paid by supplier 2 = Packaging cost paid by recipient 3 = Packaging cost not charged (returnable) 24 = Rented 25 = Safe return deposit 26 = Not reusable 27 = Package exchangeable at the point of delivery
C202	PACKAGE TYPE	C	O		
7065	Package type description code	C an..17	A		09 = Returnable pallet (GS1 Temporary Code) 201 = Pallet ISO 1 - 1/1 EURO Pallet (GS1 Temporary Code) CS = PK = SL =
1131	Code list identification code	C an..17	O		
3055	Code list responsible agency code	C an..3	D		9 = GS1
7064	Type of packages	C an..35	O		
C402	PACKAGE TYPE IDENTIFICATION	C	N		
7077	Description format code	M an..3			
7064	Type of packages	M an..35			
7143	Item type identification code	C an..3			
7064	Type of packages	C an..35			
7143	Item type identification code	C an..3			
C532	RETURNABLE PACKAGE DETAILS	C	D		Composite C532 is only used where the packaging being described is returnable. This composite identifies who is responsible for the payment of its return.
8395	Returnable package freight payment responsibility code	C an..3	O		1 = Paid by customer 2 = Free 3 = Paid by supplier

5. Segments Layout

		N	
--	--	---	--

5. Segments Layout

Segment number: 28

	EDIFACT	GS1	*	Description
8393 Returnable package load contents code	C an..3			
<p>Segment Notes:</p> <p>This segment is used to provide packaging details for the current line item.</p> <p>Example: PAC+4+:52+201::9'</p> <p>Applying this example to the first line item, the instruction is to pack 4 pallets of 1000 items each marked with GS1-128 labels.</p>				

5. Segments Layout

Segment number: 29

SG6	- C	9999 - GIS-SG7-SG12			
SG12	- C	9999 - LIN-PIA-IMD-MEA-LOC-DTM-FTX-SG13-SG17-SG20-SG22			
SG22	- C	999 - NAD			
NAD	- M	1 - Name and address			
Function:					
To specify the name/address and their related function, either by C082 only and/or unstructured by C058 or structured by C080 thru 3207.					
		EDIFACT	GS1	*	Description
3035	Party function code qualifier	M an..3	M	*	DP = Delivery party
C082	PARTY IDENTIFICATION DETAILS	C	A		
3039	Party identifier	M an..35	M		GLN - Format n13
1131	Code list identification code	C an..17	N		
3055	Code list responsible agency code	C an..3	R	*	9 = GS1
C058	NAME AND ADDRESS	C	O		This composite may only be used to fulfill the requirements of directive 2003/58/EC, article 4.
3124	Name and address description	M an..35	M		
3124	Name and address description	C an..35	O		
3124	Name and address description	C an..35	O		
3124	Name and address description	C an..35	O		
3124	Name and address description	C an..35	O		
C080	PARTY NAME	C	D		
3036	Party name	M an..35	M		Party name, clear text
3036	Party name	C an..35	O		
3036	Party name	C an..35	O		
3036	Party name	C an..35	O		
3036	Party name	C an..35	O		
3045	Party name format code	C an..3	O		
C059	STREET	C	D		
3042	Street and number or post office box identifier	M an..35	M		Building name/number and street
3042	Street and number or post office box identifier	C an..35	O		Name and/or P.O. Box.
3042	Street and number or post office box identifier	C an..35	O		
3042	Street and number or post office box identifier	C an..35	O		
3164	City name	C an..35	D		City/town name, clear text
C819	COUNTRY SUB-ENTITY DETAILS	C	D		
3229	Country sub-entity name code	C an..9	O		
1131	Code list identification code	C an..17	O		23 = Clearing house automated payment
3055	Code list responsible agency	C an..3	C		2 = CEC (Commission of the European

5. Segments Layout

Segment number: 29

	EDIFACT	GS1	*	Description
code				Communities)
3228 Country sub-entity name	C an..70	O		County/State, clear text.
3251 Postal identification code	C an..17	D		Postal code
3207 Country name code	C an..3	D		ISO 3166 two alpha code

Segment Notes:

This segment is used to identify the delivery points for the current line item.

Example:

NAD+DP+5412345000013::9'

Dependency Notes:

The following composites and data elements are only used when a coded name and address can not be used.

The affected composites and data elements are as follows:

C080 - C059 - 3164 - C819 - 3251 - 3207

5. Segments Layout

Segment number: 30

UNT - M 1 - Message trailer				
Function: To end and check the completeness of a message.				
Notes: 1. 0062, the value shall be identical to the value in 0062 in the corresponding UNH segment.				
	EDIFACT	GS1	*	Description
0074	Number of segments in a message	M n..10	M	The total number of segments in the message is detailed here.
0062	Message reference number	M an..14	M	The message reference number detailed here should equal the one specified in the UNH segment.
Segment Notes: This segment is a mandatory UN/EDIFACT segment. It must always be the last segment in the message. Example: UNT+38+ME000001'				

6. Examples

Example of a Location Driven Delivery Schedule

The following is an example of a location driven delivery schedule message. The message is sent by the buyer identified by GLN 5412345000013 to a supplier identified by GLN 4012345500004. The date of the message is the 10th of January 2002

The delivery is requested for the 20th of January 2002 at 12:30pm. Delivery is requested for two delivery parties identified with both the delivery parties receiving the deliveries by road using trucks.

The first delivery location is identified by GLN 5412345000013 and requests a delivery of 4000 units of the product identified by GTIN 5412345111115.

The second delivery location is identified by GLN 5412345000020. The product for delivery is identified by GTIN 5412345123453 and is requesting 8800 units of the product.

UNH+ME000001+DELFOR:D:01B:UN:EAN004'	Message header
BGM+241+LDS562+9'	Delivery schedule number LDS562
DTM+137:20020110:102'	Document date 10 th of January 2002
DTM+2:200201401230:203'	Requested delivery date is at 12:30pm on the 20 th of January 2002
NAD+BY+5412345000013::9'	The buyer is identified by GLN 5412345000013
NAD+SU+4012345500004::9'	The supplier is identified by GLN 4012345500004
GIS+94'	Location driven delivery schedule
NAD+DP+5412345000013::9'	Delivery party is identified by GLN 5412345000013
TDT+20++30+31'	The main carriage transport to be used will be a truck
LIN+1++5412345111115:SRV'	The first product in the schedule is identified by GTIN 5412345111115
SCC+1'	Firm schedule
QTY+113:4000'	The quantity to be delivered is 4000 units
GIS+94'	Location driven delivery schedule
NAD+DP+5412345000020::9'	Delivery party is identified by GLN 5412345000020
TDT+20++30+31'	The main carriage transport to be used will be a truck
LIN+2++5412345123453:SRV'	The second product in the schedule is identified by GTIN 5412345123453
SCC+1'	Firm schedule
QTY+113:8800'	The quantity to be delivered is 8800 units
UNT+19+ME000001'	Total of 19 segments in the message

EANCOM® 2002 S4 Part II The Messages

DELFOR Delivery schedule response message

6. Examples

Example of a Product Driven Delivery Schedule

The following is an example of a product driven delivery schedule message. The message is sent by the buyer identified by GLN 5412345000013 to a supplier identified by GLN 4012345500004. The date of the message is the 10th of January 2002. The message is sent as a confirmation to previously agreed schedule sent by means other than EDI. No acknowledgment is required for the transmission.

The delivery is requested for the 20th of January 2002 at 12:30pm. Delivery is requested for one product to two delivery parties.

The product identified by GTIN 5412345111115. The delivery locations are identified by GLNs 5412345000051 and 5412345000068 and requests a delivery of 350 units to each delivery location.

UNH+ME000011+DELFOR:D:01B:UN:EAN004'	Message header
BGM+241+PDS416+42+NA'	Delivery schedule number PDS416 is a confirmation of a schedule sent previously by means other than EDI. No acknowledgment to the message is needed
DTM+137:20020110:102'	Message date is the 10 th of January 2002
DTM+2:200201401230:203'	Delivery is requested for 12:30pm on the 20 th of January 2002
NAD+BY+5412345000013::9'	The buyer is identified by GLN 5412345000013
NAD+SU+4012345500004::9'	The supplier is identified by GLN 4012345500004
GIS+95'	Product driven delivery schedule
LIN+1++5412345111115:SRV'	The first line item in the schedule is identified by GTIN 5412345111115
SCC+1'	Firm schedule
QTY+113:700'	Total quantity to be delivered is 700 units
NAD+DP+5412345000051::9'	First delivery party is identified by GLN 5412345000051
SCC+1'	Firm schedule
QTY+113:350'	Quantity to be delivered is 350 units
NAD+DP+5412345000068::9'	Second delivery party is identified by GLN 5412345000068
SCC+1'	Firm schedule
QTY+113:350'	Quantity to be delivered is 350 units
UNT+17+ME000011'	Total number of 17 segments in the message

Example of a Product Driven Delivery Schedule Response

The following is an example of a product driven delivery schedule response message. The message is sent by the supplier identified by GLN 4012345500004 to the buyer identified by GLN 5412345000013. The date of the message is the 12th of January 2002.

The message accepts the previously sent product driven delivery schedule message identified by the number PDS416 sent the 10th of January of 2002. As the previous message is accepted only the mandatory segments, the

EANCOM® 2002 S4 Part II The Messages

DELFOR Delivery schedule response message

6. Examples

identification of the schedule being accepted, and the parties needs to be communicated.

UNH+ME000032+DELFOR:D:01B:UN:EAN004'	Message header
BGM+291+ PDRS216+29'	Delivery schedule response number PDRS216 indicates that the previous message has been accepted without amendment
DTM+137:20020112:102'	Message date is the 12th of January 2002
RFF+AAN:PDS416'	Reference to delivery schedule being accepted number PDS416
DTM+171:20020110:102'	Date of delivery schedule being accepted is the 10th of January 2002
NAD+BY+5412345000013::9'	The buyer is identified by GLN 5412345000013
NAD+SU+4012345500004::9'	The supplier is identified by GLN 4012345500004
UNT+8+ME000032'	Total number of segments in the message equals 8

Note:

The EDI interchange will include the UNB...UNZ segments and, if applicable, the UNG...UNE segments (see Part 1, section 5.7).